






Sustainable Energy Policy to Make the Lakes Great

1. To what extent do you believe climate change is currently effecting changes in the Great Lakes										
	1 not at all				5 somewhat					10 extremely so
where 1 indicates not at all and 10 indicates extremely so	2.8% (2)	2.8% (2)	2.8% (2)	4.2% (3)	5.6% (4)	2.8% (2)	11.3% (8)	23.9% (17)	29.6% (21)	14.1% (10)
										<i>answered</i>
										<i>skipped</i>

2. How do you believe climate change will affect the Great Lakes economy			
		Response Percent	Response Count
in a positive manner		1.5%	1
marginally positive		7.4%	5
no effect		4.4%	3
marginally negative		20.6%	14
in a negative manner		66.2%	45
		Please comment	39
		<i>answered question</i>	68
		<i>skipped question</i>	4

3. How do you believe climate change will effect the Great Lakes ecosystem

		Response Percent	Response Count
in a positive way		0.0%	0
marginally positive		4.5%	3
not at all		6.0%	4
marginally negative		11.9%	8
in a negative way		77.6%	52
Please comment			29
answered question			67
skipped question			5

4. If water levels drop in the Great Lakes, as predicted by many climate change models, in what areas do you see the greatest impact?

		Response Percent	Response Count
Human health		7.5%	5
Economy		22.4%	15
Wildlife		23.9%	16
Drinking water		17.9%	12
Navigation		22.4%	15
Energy generation		3.0%	2
All of the above		61.2%	41
Other (please specify)		20.9%	14
answered question			67
skipped question			5





5. Should water levels continue to drop as observed recently, what do you think the impact will be to the Great Lakes economy in one year?

		Response Percent	Response Count
\$1 Million - \$10 Million		14.5%	8
\$10 Million - \$100 Million		36.4%	20
more than \$100 Million		49.1%	27
Please comment			24
answered question			55
skipped question			17





6. What do you believe the impact to the Ontarian economy will be from damage to the Great Lakes under existing energy policies?

		Response Percent	Response Count
Positive impact		0.0%	0
Marginally positive impact		1.6%	1
No impact		9.5%	6
Marginally negative impact		27.0%	17
Negative impact		61.9%	39
answered question			63
skipped question			9







7. What do you believe are the real risks associated with fossil fuel combustion to the Great Lakes St. Lawrence River ecosystem?

		Response Percent	Response Count
mercury emissions and deposition to the Lakes		62.7%	42
carbon emissions exacerbating climate change		83.6%	56
degraded air quality		68.7%	46
no real risks		4.5%	3
		Other (please specify)	8
		answered question	67
		skipped question	5

8. What do you believe are the real risks associated with nuclear energy to the Great Lakes St. Lawrence River ecosystem?




		Response Percent	Response Count
nuclear plant melt down		30.8%	20
spent fuel storage		64.6%	42
heavy water spills		43.1%	28
no real risks		20.0%	13
		Other (please specify)	17
		answered question	65
		skipped question	7

9. What do you believe are the real risks associated with renewable sources of energy to the Great Lakes St. Lawrence River ecosystem?






		Response Percent	Response Count
hydro electric dams		40.7%	24
turbines impacting birds		22.0%	13
hydrogen production		6.8%	4
wave generators		3.4%	2
unreliable energy		28.8%	17
no real risks		35.6%	21
Other (please specify)			23
		answered question	59
		skipped question	13

10. To what extent do you believe existing energy policies contribute to marked increased occurrences of asthma and other environmental illnesses?








	not at all			somewhat			very likely			extremely so
Where 1 indicated not at all and 10 indicates extremely so	6.0% (4)	4.5% (3)	1.5% (1)	9.0% (6)	3.0% (2)	4.5% (3)	28.4% (19)	9.0% (6)	11.9% (8)	22.4% (15)
										answered question
										skipped question

11. Under existing energy policies, do you believe that occurrences of asthma and other environment related illnesses will continue to rise?			
		Response Percent	Response Count
Yes		79.1%	53
No		9.0%	6
Unsure		11.9%	8
answered question			67
skipped question			5

12. Does Ontario have an energy policy that will assist in making the Lakes great?							
	definitely not	probably not	not sure	possibly	very much so	Rating Average	Response Count
please check one box	18.8% (12)	23.4% (15)	42.2% (27)	12.5% (8)	3.1% (2)	2.58	64
Please comment							15
answered question							64
skipped question							8

13. Do you support wind farms in the Great Lakes Region			
		Response Percent	Response Count
no		4.4%	3
yes		60.3%	41
yes, on-shore only		7.4%	5
yes, off-shore only		1.5%	1
Please elaborate		26.5%	18
answered question			68
skipped question			4

14. In your view, an energy policy which sustains the Great Lakes should be led

		Response Percent	Response Count
by State/Provincial governments		17.6%	12
by national governments		11.8%	8
binationally by both federal governments		42.6%	29
binationally among state/provincial authorities		36.8%	25
by Federal/Provincial collaboration		30.9%	21
by Federal/State collaboration		22.1%	15
Other (please specify)		13.2%	9
		<i>answered question</i>	68
		<i>skipped question</i>	4

15. What would you recommend to achieve a secure energy future that protects health human and the health of the Great Lakes St. Lawrence River ecosystem

		Response Count
		48
		<i>answered question</i>
		48
		<i>skipped question</i>
		24

16. What is your age?			Response Percent	Response Count
15 - 24			3.0%	2
25 - 34			13.4%	9
35 - 44			13.4%	9
45 - 54			37.3%	25
55 - 64			25.4%	17
65 - 74			6.0%	4
75 and older			1.5%	1
			answered question	67
			skipped question	5

17. Where are you employed?			Response Percent	Response Count
Government			29.9%	20
Academia			11.9%	8
Banking or Commerce			0.0%	0
Non government environmental organization			11.9%	8
Industry			16.4%	11
Business			6.0%	4
Agriculture			0.0%	0
Conservation Authority			3.0%	2
Other (please specify)			20.9%	14
			answered question	67
			skipped question	5